

School Data Position Statement - v1 Provisional



School Name:	Hurley Primary School	2022
--------------	-----------------------	------

Context 2022

Consortium	th Warwickshire Coleshill & Kingsbury
Ofsted Grade ¹	Good
Ofsted Date ¹	21/05/2014

This is the first year, after the disruption to assessments caused by the pandemic, that this School Data Position Statement has been produced. It only contains the latest, provisional 2022 Primary Phase assessment results. Comparison to previous years data is not advised. EYFSP results cannot be compared to previous years data due to the change in the framework.

	School	Consortium	Warwickshire (Primary Phase)	National (Primary Phase)
	2022	2022	2022	2022
Numbers on Roll ²	209	2,310	46,410	4655513
% FSM eligible ²	31.6%	18.9%	19.8%	23.1%
% SEND: SEN Support ²	15.8%	12.4%	12.8%	13.0%
% SEND: EHCP ²	1.9%	2.0%	1.9%	2.3%
% Disadvantaged pupils ³	31.6%	20.5%	20.6%	-
% Overall absence ⁴	8.7%	6.9%	6.6%	-
% Persistent absence ⁴	31.3%	22.0%	19.3%	-
Suspension (rate) ⁵	0.00	0.69	1.40	-

EYFSP: Percentage of pupils awarded expected

	School	Consortium	Warwickshire	National
	2022	2022	2022	2022
Total Eligible Pupils	30	302	6432	
Good Level of Development (GLD) ⁶	63%	69%	66%	65%

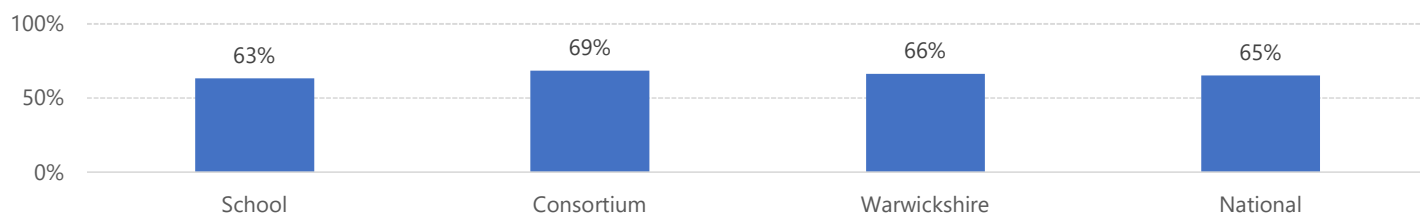
Prime Learning Goals	Communication and Languages	90%	84%	80%	80%
	Listening, Attention and Understanding	90%	86%	82%	82%
	Speaking	90%	87%	83%	83%
	Personal, Social and Emotional Development	90%	85%	83%	83%
	Self-Regulation	97%	88%	85%	85%
	Managing Self	100%	91%	87%	87%
	Building Relationships	93%	91%	88%	89%
	Physical Development	90%	86%	85%	85%
	Gross Motor Skills	97%	94%	92%	92%
	Fine Motor Skills	90%	88%	86%	86%

Specific Learning Goals	Literacy	67%	71%	69%	68%
	Comprehension	70%	84%	81%	80%
	Word Reading	67%	78%	76%	75%
	Writing	67%	73%	71%	70%
	Mathematics	73%	80%	77%	76%
	Numbers	73%	81%	79%	78%
	Numerical Patterns	73%	80%	78%	77%
	Understanding the World	93%	81%	81%	80%
	Past & Present	93%	86%	83%	82%
	People, Culture & Communities	93%	84%	83%	81%
	The Natural World	100%	93%	86%	85%
	Expressive Arts and Design	100%	89%	85%	85%
	Creating with Materials	100%	91%	88%	87%
	Being Imaginative & Expressive	100%	91%	88%	87%

Average Total Assessment Score	31.9	31.7	31.2	31.1
--------------------------------	------	------	------	------

EYFSP: Percentage of pupils awarded expected

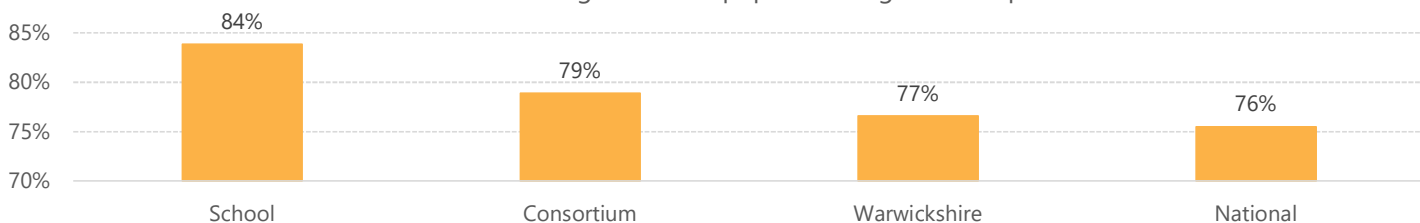
2022 EYFSP: Percentage of pupils achieving a Good Level of Development



Phonics: Year 1 - % of pupils Working at (Wa) or Working towards (Wt) required level

	School	Consortium	Warwickshire	National
	2022	2022	2022	2022
Year 1 - Total Eligible Pupils	31	322	6497	
Year 1 - Working at (Wa) ⁷	84%	79%	77%	76%
Year 1 - Working towards (Wt) ⁷	16%	20%	21%	

2022 Phonics: Percentage of Year 1 pupils working at the required level

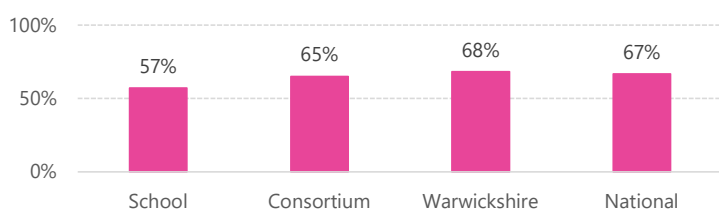


Key Stage 1: Percentage of pupils achieving

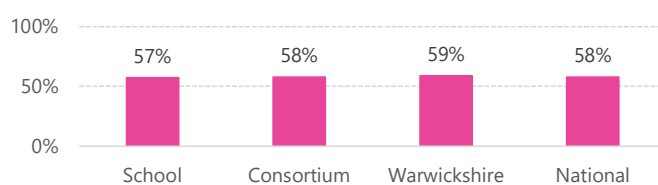
	School	Consortium	Warwickshire	National
	2022	2022	2022	2022
Total Eligible Pupils	35	311	6528	

Expected Standard and above	Reading	57%	65%	68%	67%
	Writing	57%	58%	59%	58%
	Maths	63%	67%	70%	68%
	Science	86%	83%	79%	77%

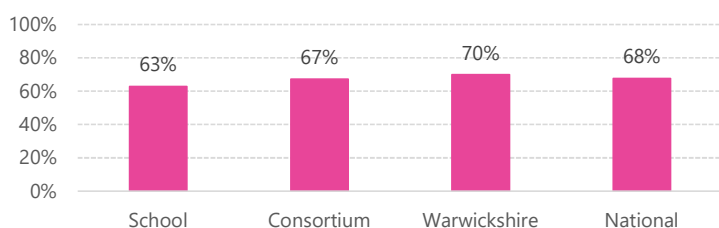
2022 KS1 **READING**: Percentage achieving the Expected Standard



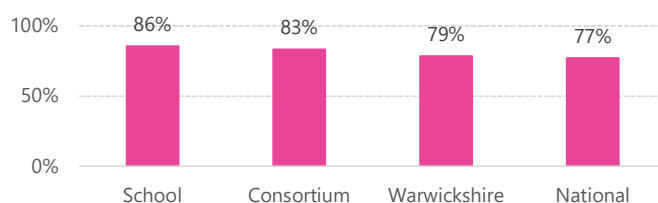
2022 KS1 **WRITING**: Percentage achieving the Expected Standard



2022 KS1 **MATHS**: Percentage achieving the Expected Standard



2022 KS1 **SCIENCE**: Percentage achieving the Expected Standard



Key Stage 2: Percentage of pupils achieving

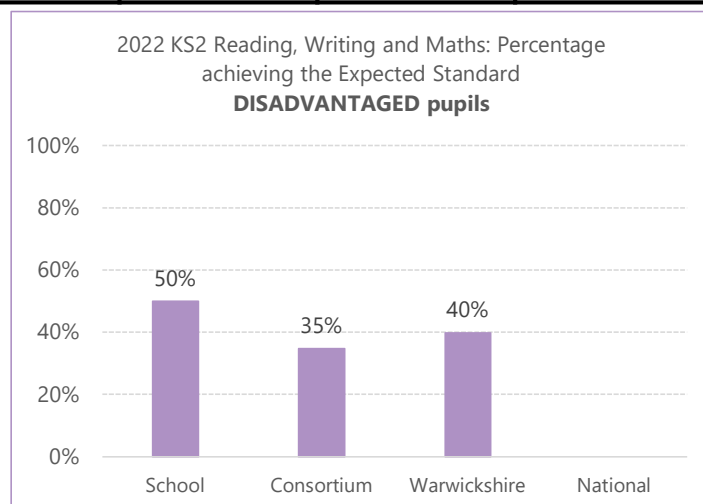
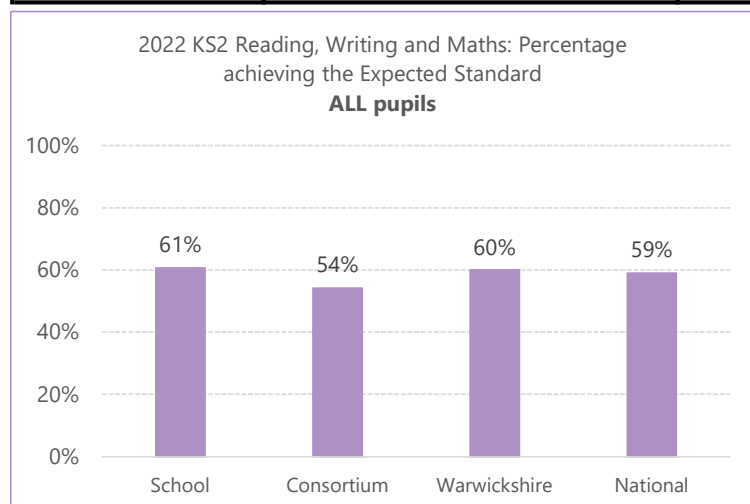
	School	Consortium	Warwickshire	National
	2022	2022	2022	2022
Total Eligible Pupils	28	299	6788	
Total Eligible Disadvantaged Pupils	10	72	1653	

Expected Standard and above (ALL pupils)	Reading	75%	72%	76%	74%
	Writing	68%	70%	72%	69%
	Maths	71%	66%	71%	71%
	Science	79%	80%	80%	79%
	GPS	71%	69%	74%	72%
	RWM	61%	54%	60%	59%

Average Scaled Scores (ALL pupils)	Reading	106	105	105	105
	Maths	103	103	104	104
	GPS	106	103	105	105

Expected Standard and above (Disadvantaged pupils)	Reading	70%	60%	60%	
	Writing	60%	51%	54%	
	Maths	60%	49%	52%	
	Science	70%	63%	63%	
	GPS	60%	51%	58%	
	RWM	50%	35%	40%	

Average Scaled Scores (Disadvantaged pupils)	Reading	103	103	102	
	Maths	101	99	100	
	GPS	102	100	102	



All 2022 data is PROVISIONAL

Source: EYFSP, Phonics and KS1 – From schools during the statutory June/July collections

Source: KS2 data – First release by the DfE (via PAG) on July 5th 2022

1: Ofsted Inspection Grade and Date are the latest ones published by Ofsted: <https://www.gov.uk/government/statistical-data-sets/monthly-management-information-ofsted-school-inspections-outcomes>

These are Ofsted reports that have been published as at 31st July 2022

2: Context data extracted from 2022 January School Census collections

3: Source: DfE - June 2022 pupil premium release (excludes service children)

4 and 5: Autumn and Spring term 2021/22 only

6: GLD: Awarded at least expected in all prime, literacy and mathematics goals

7: Phonics: Wt is working towards required standard; Wa is working at or above required standard. Pass mark is 32

Published 2022 national data will be available at some point between September and October, provisional figures provided are based on those supplied by Local Authorities in July. Blank cells in the national column indicates that the data is not yet available.